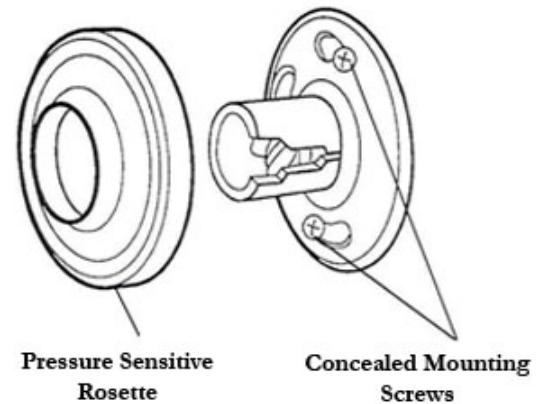
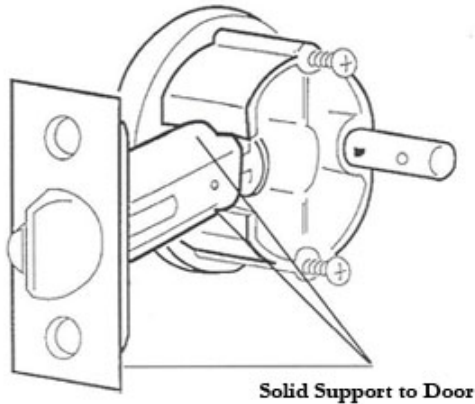


WESLOCK.

FEATURES AND BENEFITS

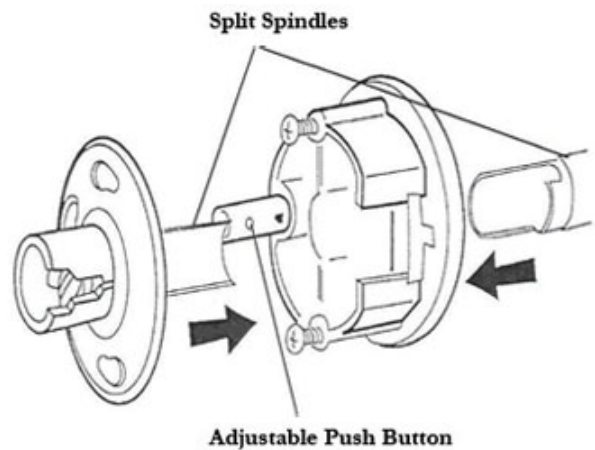
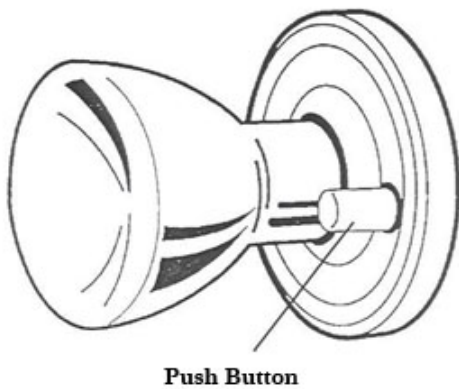


Easy Action Latch

- Soft Spring for easy closing
- Stiff spring for snappy knob return
- Solid support to the door
- Stout spring in deadlatch to prevent credit card entry

Concealed Mounting Screws

- Hidden by trim (rosette)
- Easy access to screws
- Built-in locks on screw head (will not loosen)
- Prevents installation scratches from screwdriver slips



Push Button Inside Lock

- Panic Proof Mechanism – no button to turn.
- Easy to use, even by small children.
- ADA recommended
- Turn knob either way
- Off the knob push button keeps knob clean
- Featured on higher priced, heavy duty locks

Split Spindles

- Bind Free
- Spindles are made of hardened steel
- Minor misalignment lock will still operate smoothly



MAXIMUM SECURITY

Cylindrical Design	Weslock offers the only Cylindrical door lock in the residential market with a ANSI Grade 2 rating, providing greater security since the locking mechanism is inside the door. Lock tightens down on itself preventing the door from collapsing.
Metal Construction	All metal and brass construction, no plastic provides additional security.
Solid One-Piece Lock Housing	Adds additional strength and durability. Locking mechanism inside the housing adds security as opposed to locking the knob.
Split Spindles	For a smooth, bind free operation.

MAXIMUM SAFETY

Panic Proof Mechanism	You are never locked in because the inside knob is never rigid. And there is no button to turn when unlocking the door. This becomes very important in times of emergency such as fire, when a quick exit from your home may save a life. By merely turning the knob with a natural left or right hand twist it will automatically unlock the door and open.
Self-Canceling	Prevents accidental lockouts.
Push Button Locking	ADA recommended – there is no button to turn so it is easy to use, even by small children. Lets you lock the door quickly if you ever need to.

MAXIMUM APPEARANCE

Concealed Installation Screws	Removable knobs and levers Concealed installation screws prevent installation scratches for a custom look. (Excludes 700 Series and Molten Bronze which have decorative screws through interior rosette).
-------------------------------	---

MAXIMUM BENEFITS

Ease of Installation	Weslock continue to be recognized as the best builder lock due to their styles and ease of installation.
Ratings	Independent consumer testing has ranked Weslock's #671 deadbolt as the number 1 residential high security deadbolt for the past four years.