


## Round Long Door Pulls



DESCRIPTION	PRODUCT CODE	CASE
48" Round Long Door Pull, Single-Sided	PL-1RD48	4
48" Round Long Door Pull, Double-Sided	PL-2RD48	4
72" Round Long Door Pull, Single-Sided	PL-1RD72	4
72" Round Long Door Pull, Double-Sided	PL-2RD72	4

### Finishes

26 Polished Chrome  
32D Satin Stainless  
FBL Flat Black

### Mounting

Single sided applications—  
concealed surface mounted  
or thru-bolt mounted with  
decorative caps  
  
Optional disc base included

### Door Thickness

½" - 2 ¼"

### Hole Spacing

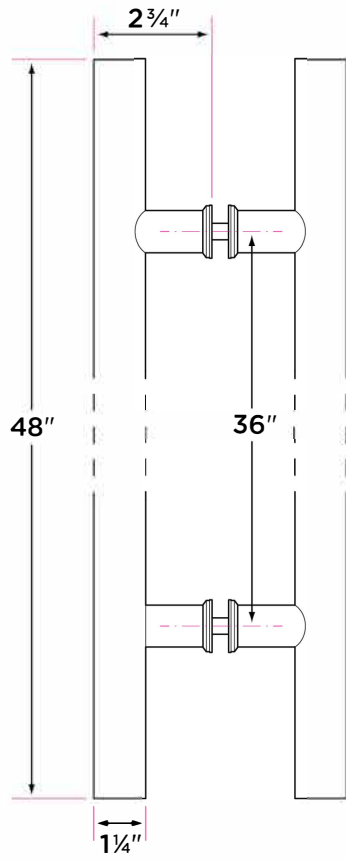
36" center to center hole  
spacing for 48" pull  
  
60" center to center hole  
spacing for 72" pull

### Material

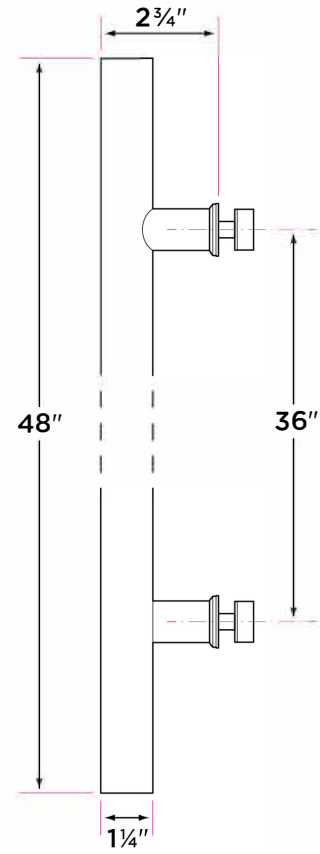
304 Stainless steel  
1.9mm thick

# Door Pulls

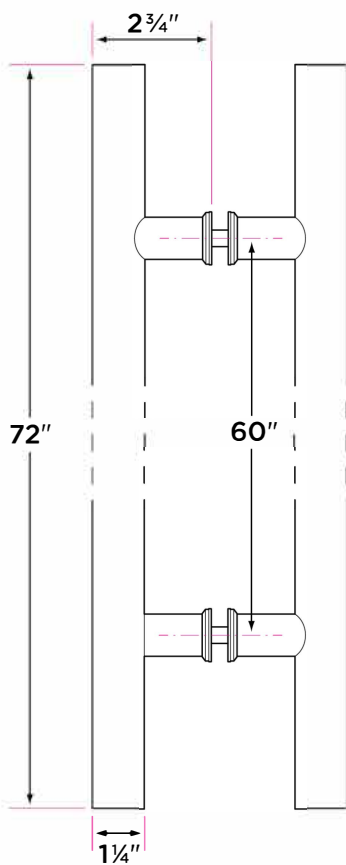
PL-2RD48



PL-1RD48



PL-2RD72



PL-1RD72

