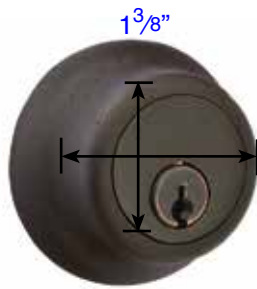


Bronze Regular Style Deadbolt



2³/₈" Dia.

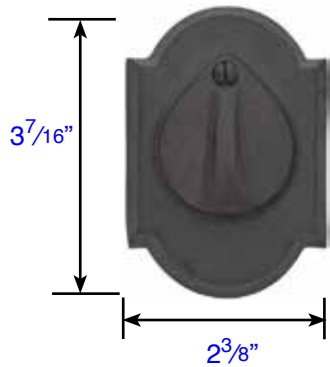
- Exterior Trim (8450)
- Projection is 1"
 - 8350 same on both sides



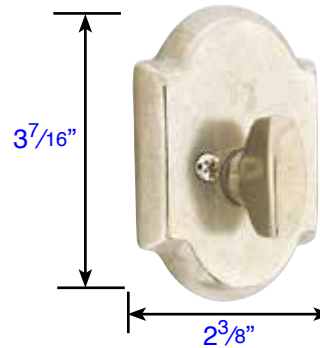
2¹/₂" Dia.

- Interior Trim (8450)
- Projection is 1¹/₄"
 - Thickness is ⁵/₁₆"

#1 Style Plate with Flap Deadbolt

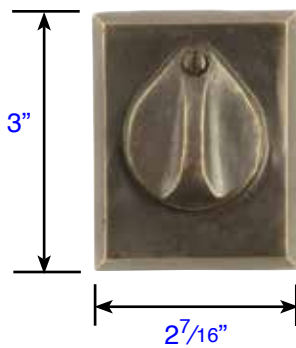


- Exterior Trim (8457)
- Projection is ¹³/₁₆"
 - 8357 same on both sides

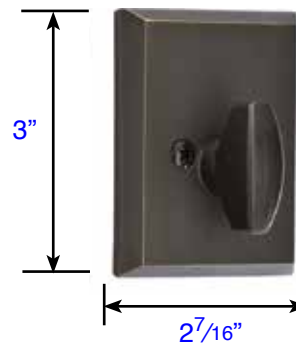


- Interior Trim (8457)
- Projection is 1¹/₄"
 - Thickness is ¹/₂"

#3 Style Plate with Flap Deadbolt

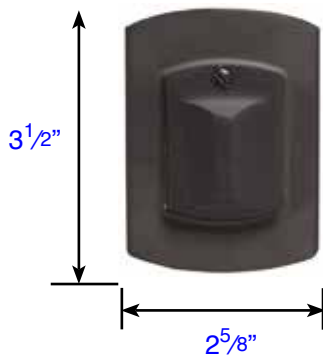


- Exterior Trim (8465)
- Projection is ¹¹/₁₆"
 - 8365 same on both sides

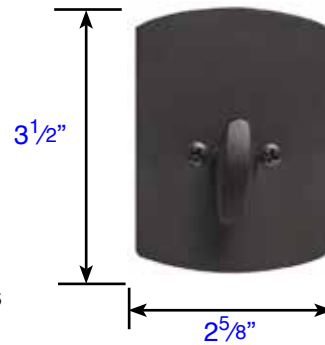


- Interior Trim (8465)
- Projection is 1¹/₄"
 - Thickness is ¹/₂"

#4 Style Plate with Flap Deadbolt

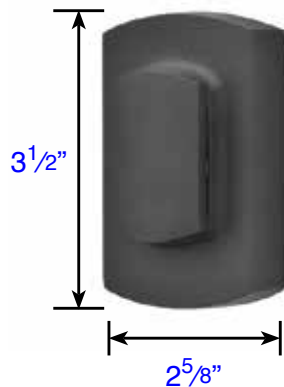


Exterior Trim (8474)
• Projection is $1\frac{1}{16}$ "
• 8374 same on both sides

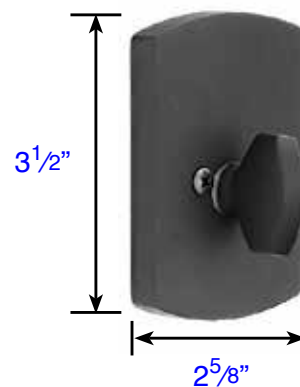


Interior Trim (8474)
• Projection is $1\frac{1}{4}$ "
• Thickness is $\frac{3}{8}$ "

#6 Ridgemont Style Plate with Flap Deadbolt



Exterior Trim (8476)
• Projection is $1\frac{5}{16}$ "
• 8376 same on both sides



Interior Trim (8476)
• Projection is $1\frac{5}{16}$ "
• Thickness is $\frac{1}{2}$ "

Standard with Sandcast Bronze Deadbolt Locks

- Schlage C Keyway
- Standard Door Prep and Installation
- Solid Brass Cylinder
- Sandcast Bronze Collar and Inside Rosette
- Hardened Steel Bolt
- Heavy Gauge Steel Understrike and Brass Trim Strike Shipped with Every Deadbolt

Bronze Regular Style Deadbolt, Single Cylinder

Regular (8450)

<ul style="list-style-type: none">• Standard Door Thickness: 1³/₈"- 2" Standard Components: <ul style="list-style-type: none">• Single Cylinder Tailpiece• 2¹/₄" & 2¹/₂" Deadbolt Mounting Screws• Deadbolt Strike Plate	<ul style="list-style-type: none">• Extended Door Thickness: 2"- 2¹/₂" Extended Components: <ul style="list-style-type: none">• Long Single Cylinder Tailpiece• 3" Deadbolt Mounting Screws• Deadbolt Strike Plate	<ul style="list-style-type: none">• Extended Door Thickness: 2¹/₂"- 3" Extended Components: <ul style="list-style-type: none">• Extra Long Single Cylinder Tailpiece• 3¹/₂" Deadbolt Mounting Screws• Deadbolt Strike Plate
--	---	--

Bronze Regular Style Deadbolt, Double Cylinder

Regular (8350)*

<ul style="list-style-type: none">• Standard Door Thickness: 1³/₈"- 2¹/₈" Standard Components: <ul style="list-style-type: none">• Long Double Cylinder Tailpieces• 3" & 3¹/₂" Deadbolt Mounting Screws• Deadbolt Strike Plate
--

**No Extension Collars Available for this Model*

Bronze Decorative Deadbolts, Single Cylinder

#1 (8457), #3 (8465), #4 (8474), Ridgemont (8476)

<ul style="list-style-type: none">• Standard Door Thickness: 1³/₄"- 2¹/₈" Standard Components: <ul style="list-style-type: none">• Single Cylinder Tailpiece• 2¹/₂" & 3" Deadbolt Mounting Screws• Deadbolt Strike Plate	<ul style="list-style-type: none">• Extended Door Thickness: 2¹/₈"- 3" Extended Components: <ul style="list-style-type: none">• Long Single Cylinder Tailpiece• 3" & 3¹/₂" Deadbolt Mounting Screws• Deadbolt Strike Plate
--	---

Bronze Decorative Deadbolts, Double Cylinder

#1 (8357), #3 (8365), #4 (8374), Ridgemont (8376)

<ul style="list-style-type: none">• Standard Door Thickness: 1³/₄"- 2³/₈" Standard Components: <ul style="list-style-type: none">• Double Cylinder Tailpieces• 2¹/₄" & 2¹/₂" Deadbolt Mounting Screws• Deadbolt Strike Plate	<ul style="list-style-type: none">• Extended Door Thickness: 1⁷/₈"- 2⁵/₈" Extended Components: <ul style="list-style-type: none">• Long Double Cylinder Tailpieces• 3" & 3¹/₂" Deadbolt Mounting Screws• Deadbolt Strike Plate
--	---

Bronze *Single-Sided* Deadbolts

Regular Style (8450)

<ul style="list-style-type: none"> • Standard Door Thickness: 1³/₈" - 2³/₈" Standard Components: <ul style="list-style-type: none"> • Single Cylinder Tailpiece • 1³/₄" Deadbolt Mounting Screws • Deadbolt Strike Plate 	<ul style="list-style-type: none"> • Extended Door Thickness: 2³/₈" - 2³/₄" Extended Components: <ul style="list-style-type: none"> • Long Single Cylinder Tailpiece • 2¹/₄" Deadbolt Mounting Screws • Deadbolt Strike Plate 	<ul style="list-style-type: none"> • Extended Door Thickness: 2⁷/₈" - 3³/₈" Extended Components: <ul style="list-style-type: none"> • Extra Long Single Cylinder Tailpiece • 2¹/₂" & 3" Deadbolt Mounting Screws • Deadbolt Strike Plate
--	--	---

Bronze *Single-Sided* Deadbolts with Flaps

#1 (8457), #3 (8465), #4 (8474), Ridgemont (8476)

<ul style="list-style-type: none"> • Standard Door Thickness: 1³/₄" - 2³/₈" Standard Components: <ul style="list-style-type: none"> • Single Cylinder Tailpiece • 1³/₄" Deadbolt Mounting Screws • Deadbolt Strike Plate 	<ul style="list-style-type: none"> • Extended Door Thickness: 2³/₈" - 2³/₄" Extended Components: <ul style="list-style-type: none"> • Long Single Cylinder Tailpiece • 2¹/₄" Deadbolt Mounting Screws • Deadbolt Strike Plate 	<ul style="list-style-type: none"> • Extended Door Thickness: 2⁷/₈" - 3³/₈" Extended Components: <ul style="list-style-type: none"> • Extra Long Single Cylinder Tailpiece • 2¹/₂" & 3" Deadbolt Mounting Screws • Deadbolt Strike Plate
--	--	---

Deadbolt Strike Plates

