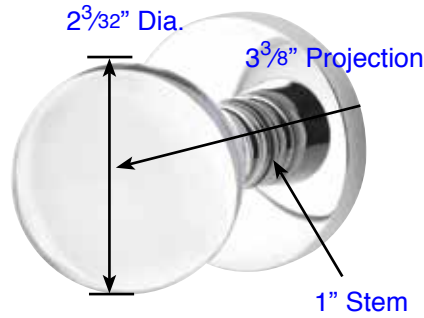
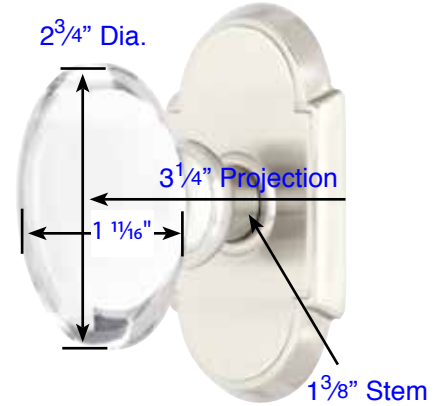


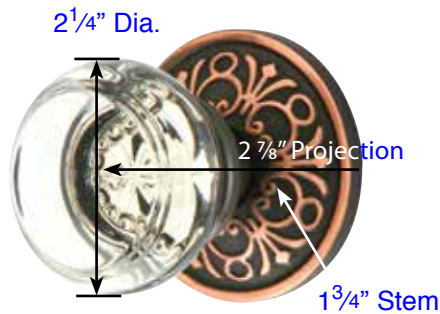
Providence Crystal (PC)



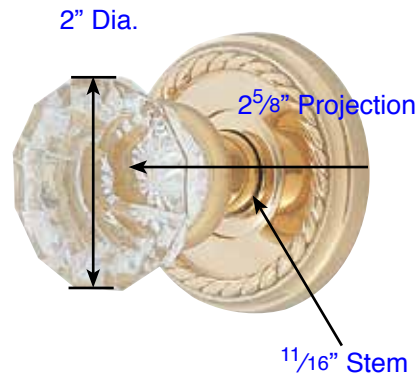
Bristol (BL)



Hampton (HT)



Georgetown (GT)



Astoria - Clear (AS)

### Door Thickness Specifications

• Standard Door Thickness: 1 1/4" - 2"  
Standard Components:

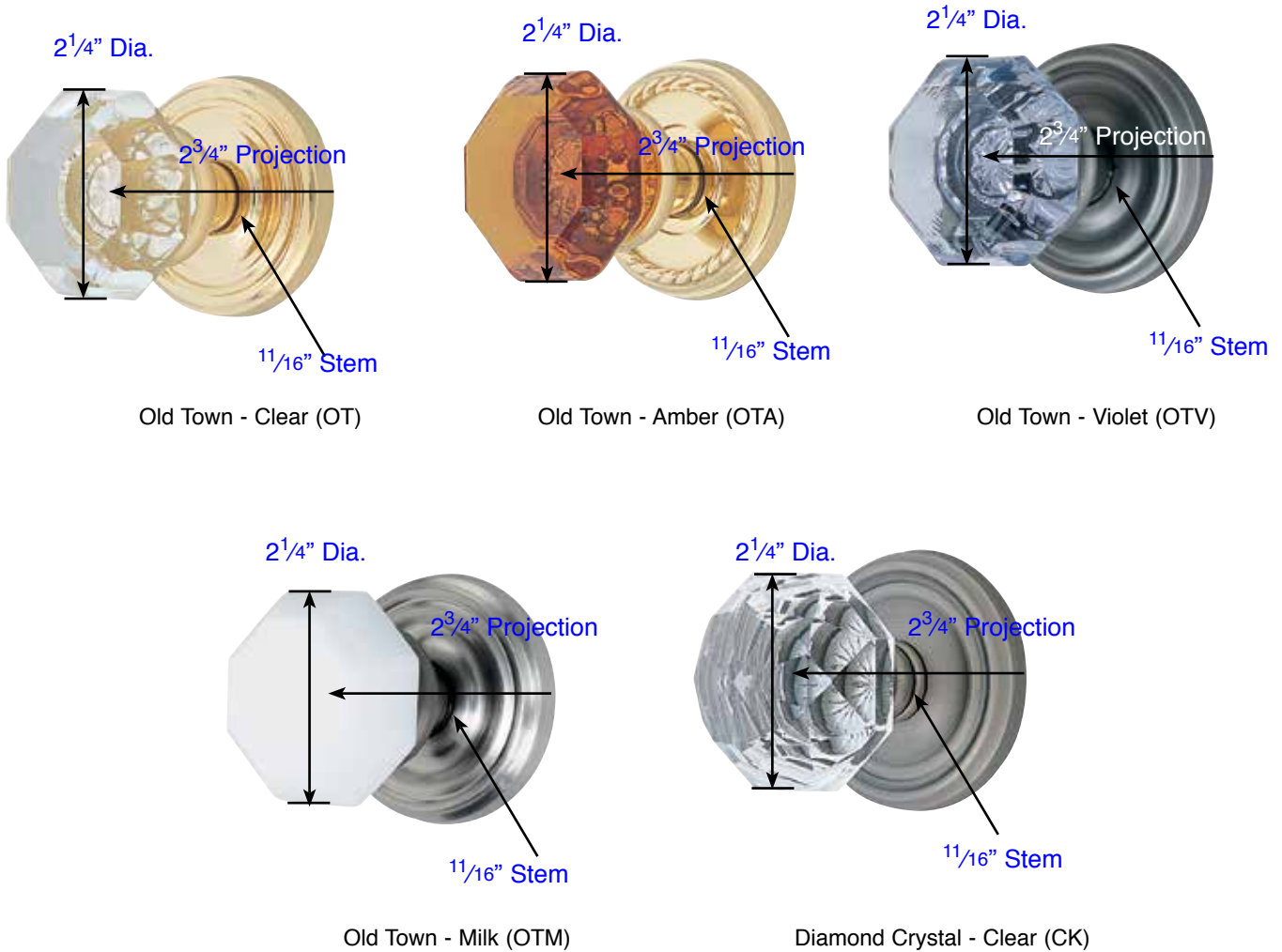
- Privacy Pin (for privacy sets)
- Inside Passage Half Spindle
- 1 1/2" Rosette Screws
- Full-Lip Strike Plate

• **Extended** Door Thickness: 2" - 2 1/2"  
Extended Components:

- Privacy Pin w/ Extension (for privacy sets)
- Long Inside Passage Half Spindle
- 2" Rosette Screws
- Extended Full-Lip Strike Plate

• **Extended** Door Thickness: 2 1/2" - 3"  
Extended Components:

- Privacy Pin w/ Extension (for privacy sets)
- Extra Long Inside Passage Half Spindle
- 2 1/2" Rosette Screws
- Extended Full-Lip Strike Plate

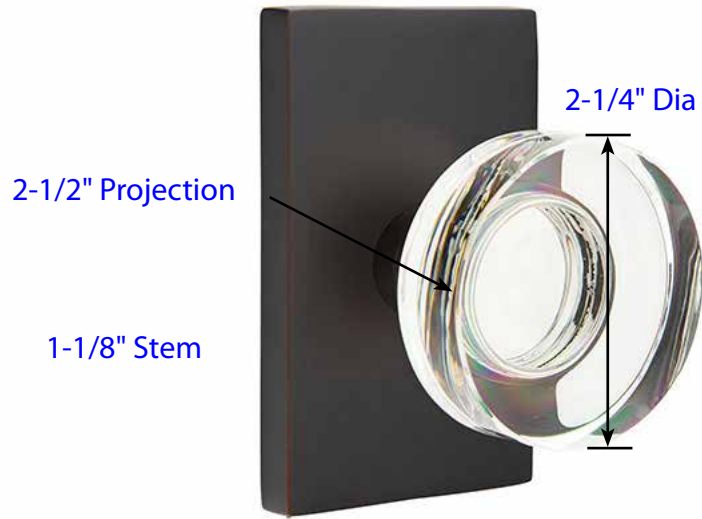


Door Thickness Specifications

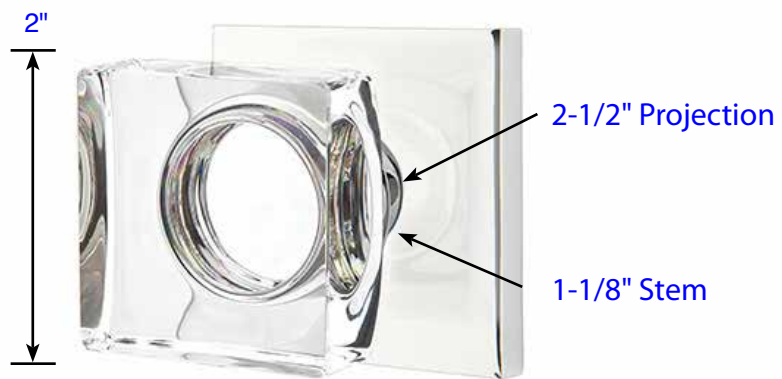
- Standard Door Thickness: 1 1/4" - 2"
- Standard Components:
  - Privacy Pin (for privacy sets)
  - Inside Passage Half Spindle
  - 1 1/2" Rosette Screws
  - Full-Lip Strike Plate

- **Extended** Door Thickness: 2" - 2 1/2"
- Extended Components:
  - Privacy Pin w/ Extension (for privacy sets)
  - Long Inside Passage Half Spindle
  - 2" Rosette Screws
  - Extended Full-Lip Strike Plate

- **Extended** Door Thickness: 2 1/2" - 3"
- Extended Components:
  - Privacy Pin w/ Extension (for privacy sets)
  - Extra Long Inside Passage Half Spindle
  - 2 1/2" Rosette Screws
  - Extended Full-Lip Strike Plate



Modern Disc Crystal (MDC)



Modern Square Crystal (MSC)

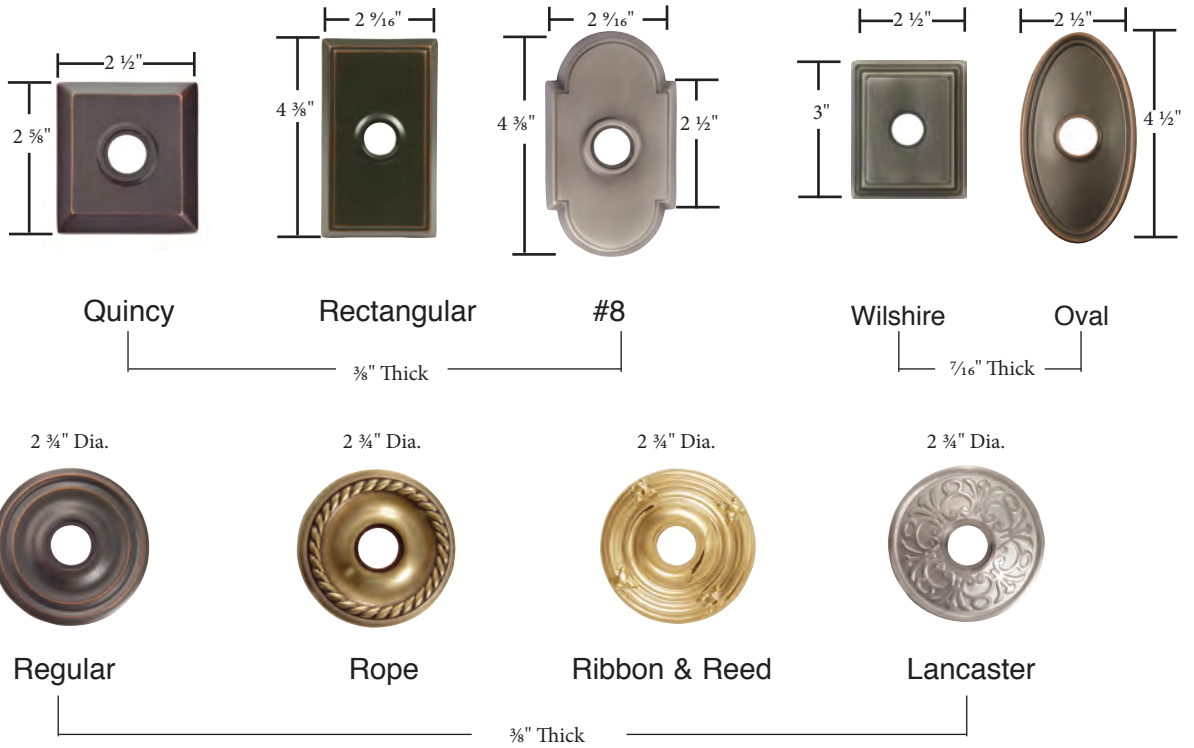
### Door Thickness Specifications

- Standard Door Thickness: 1-1/4" - 2"
- Standard Components:
  - Privacy Pin (for privacy sets)
  - Inside Passage Half Spindle
  - 1-1/2" Rosette Screws
  - Full-Lip Strike Plate

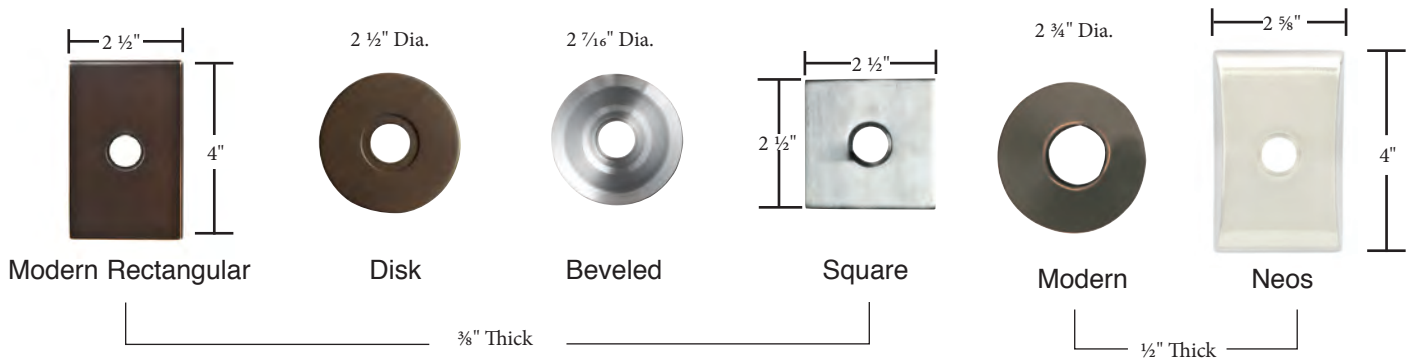
- **Extended** Door Thickness: 2" - 2-1/2"
- Extended Components:
  - Privacy Pin w/ Extension (for privacy sets)
  - Long Inside Passage Half Spindle
  - 2" Rosette Screws
  - Extended Full-Lip Strike Plate

- **Extended** Door Thickness: 2-1/2" - 3"
- Extended Components:
  - Privacy Pin w/ Extension (for privacy sets)
  - Extra Long Inside Passage Half Spindle
  - 2-1/2" Rosette Screws
  - Extended Full-Lip Strike Plate

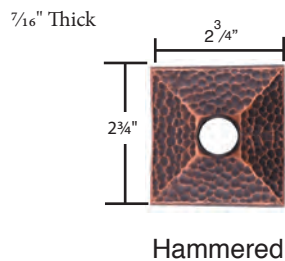
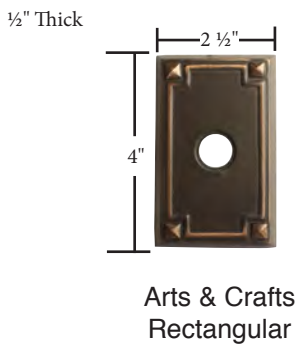
**Brass Rosettes**



**Brass Modern Rosettes**



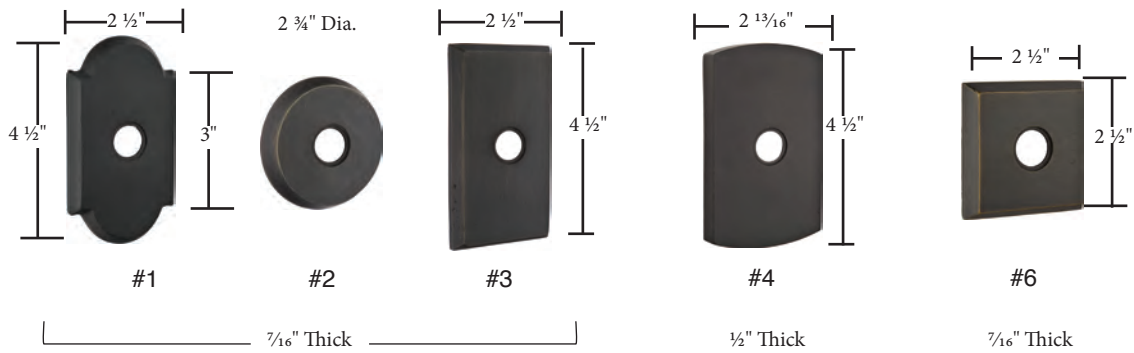
**Arts & Crafts Rosettes**



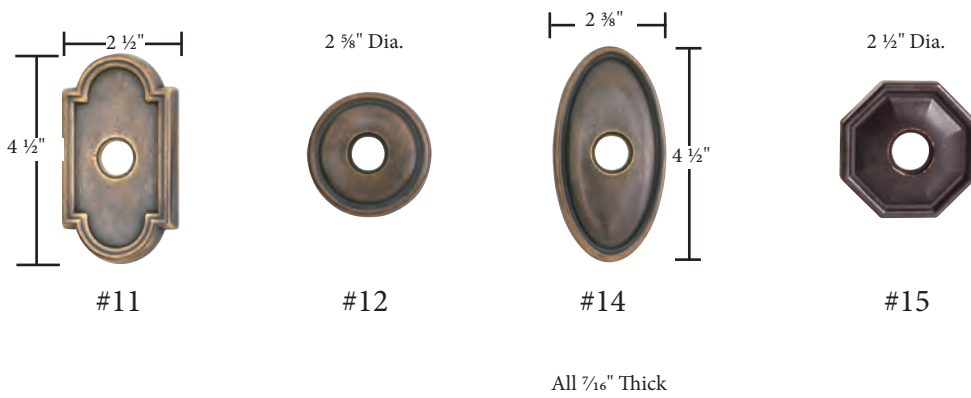
**Porcelain Rosette**



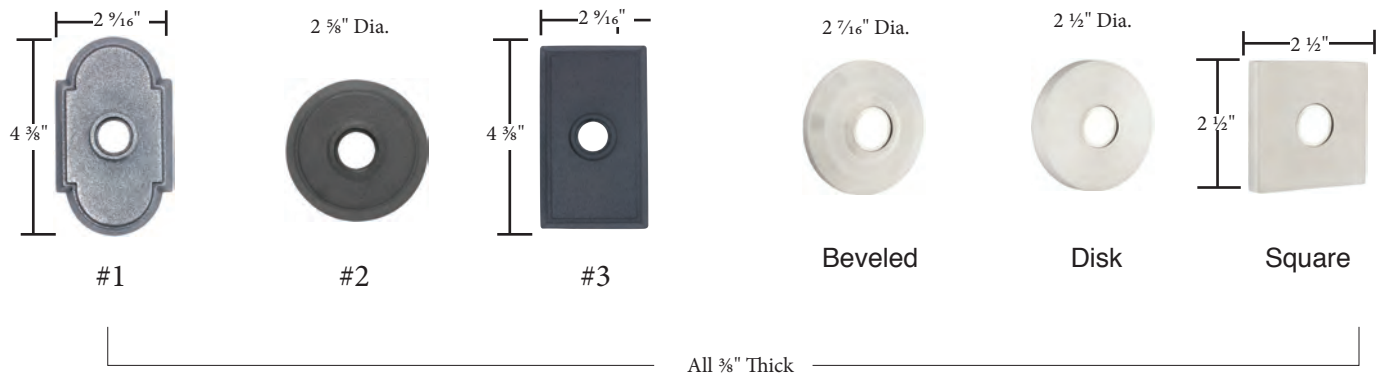
**Sandcast Bronze Rosettes**



**Lost Wax Cast Bronze Rosettes**



**Wrought Steel & Stainless Steel Rosettes**



- Same dimensions for doorbell buttons
- Screw-to-Screw for rosette/doorbell buttons 1 5/8"