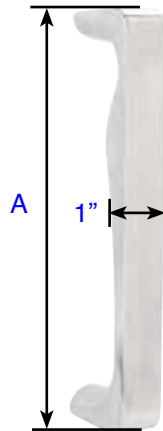


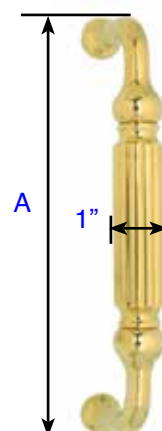
Baden Pull (86184)
Brushed Steel Baden Pull
(S86002)

Projection: 2 1/8"
A= 8 5/8"
Base: 1" x 1/16"



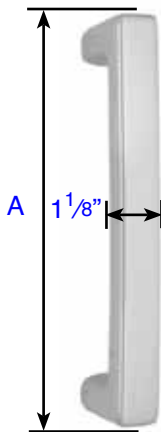
Zeus Pull (86183)
Brushed Steel Zeus Pull
(S86001)

Projection: 2 1/8"
A= 8 5/8"
Base: 1" x 1/16"



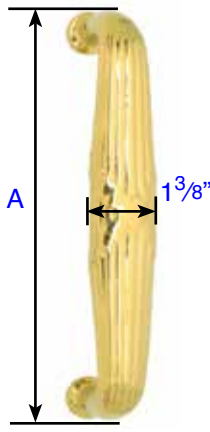
Knoxville Pull (86077)

Projection: 2 1/2"
A= 8 13/16"
Base: 3/4" Diameter



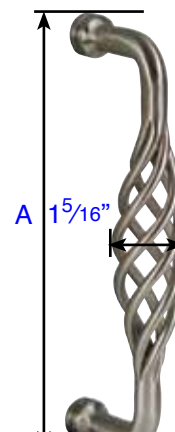
Wilshire Pull (86078)

Projection: 2 1/8"
A= 8 7/8"
Base: 1 1/8" Diameter



Ribbon & Reed Pull
(86080)

Projection: 2 3/8"
A= 8 15/16"
Base: 1" Diameter



Lafayette Brass Pull
(86118)

Projection: 3/4"
A= 8 13/16"
Base: 3/4" Diameter